DOOR SCHEDULE -EXISTING BUILDING 'A'

MARK	DOOR SIZE WIDTH	DOOR SIZE HEIGHT	DOOR THICKNESS	DOOR MATERIAL	DOOR TYPE	DOOR FINISH	FRAME DETAILS HEAD	FRAME DETAILS JAMB	FRAME DETAILS SILL	FRAME MATERIAL	FRAME TYPE	FRAME FINISH	FIRE RATING	HARDWARE	REMARKS
A100	3'-0"	±8'-0"	1 3/4"	WOOD	A1	STAIN-SEALED	–	–	–	EXISTING	–	REFINISH	–	1	SEE NOTES BELOW & AT DOOR ELEVATIONS
A101	3'-0"	8'-0"	1 3/4"	WOOD	A1	STAIN	–	–	–	WOOD	–	PAINTED	–	4	SEE NOTES BELOW & AT DOOR ELEVATIONS
A102	3'-0"	8'-0"	1 3/4"	WOOD	A1	STAIN	–	–	–	WOOD	–	PAINTED	–	2	SEE NOTES BELOW & AT DOOR ELEVATIONS
A103	3'-0"	8'-0"	1 3/4"	WOOD	A1	STAIN	–	–	–	WOOD	–	PAINTED	–	4	SEE NOTES BELOW & AT DOOR ELEVATIONS
A103A	3'-0"	8'-0"	1 3/4"	WOOD	A1	STAIN	–	–	–	WOOD	–	PAINTED	–	2	SEE NOTES BELOW & AT DOOR ELEVATIONS
A103B	3'-0"	8'-0"	1 3/4"	WOOD	A1	STAIN	–	–	–	WOOD	–	PAINTED	–	3	SEE NOTES BELOW & AT DOOR ELEVATIONS
A104	3'-0"	8'-0"	1 3/4"	WOOD	A1	STAIN	–	–	–	WOOD	–	PAINTED	–	4	SEE NOTES BELOW & AT DOOR ELEVATIONS
A104A	3'-0"	8'-0"	1 3/4"	WOOD	A1	STAIN	–	–	–	WOOD	–	PAINTED	–	2	SEE NOTES BELOW & AT DOOR ELEVATIONS
A104B	3'-0"	8'-0"	1 3/4"	WOOD	A1	STAIN	–	–	–	WOOD	–	PAINTED	–	3	SEE NOTES BELOW & AT DOOR ELEVATIONS
A105	3'-0"	8'-0"	1 3/4"	WOOD	A1	STAIN	–	–	–	WOOD	–	PAINTED	–	2	SEE NOTES BELOW & AT DOOR ELEVATIONS
A105A	3'-0"	8'-0"	1 3/4"	HOLLOW MTL.	FLAT PANEL	PAINT	–	–	–	HOLLOW MTL.	–	PAINTED		2	SEE NOTES BELOW & AT DOOR ELEVATIONS
A107	3'-0"	8'-0"	1 3/4"	WOOD	A1	STAIN	–	–	–	WOOD	–	PAINTED	–	4	SEE NOTES BELOW & AT DOOR ELEVATIONS
A107A	3'-0"	8'-0"	1 3/4"	WOOD	A1	STAIN	–	–	–	WOOD	–	PAINTED	–	2	SEE NOTES BELOW & AT DOOR ELEVATIONS
A107B	3'-0"	8'-0"	1 3/4"	WOOD	A1	STAIN	–	–	–	WOOD	–	PAINTED	–	3	SEE NOTES BELOW & AT DOOR ELEVATIONS
A108	PR. 1'-6"	8'-0"	1 3/4"	WOOD	A1	STAIN	–	–	–	WOOD	–	PAINTED	–	3	SEE NOTES BELOW & AT DOOR ELEVATIONS
A109	PR. 1'-6"	8'-0"	1 3/4"	WOOD	A1	STAIN	–	–	–	WOOD	–	PAINTED	–	3	SEE NOTES BELOW & AT DOOR ELEVATIONS
A110	3'-0"	8'-0"	1 3/4"	WOOD	A1	STAIN	–	–	–	WOOD	–	PAINTED	–	4	SEE NOTES BELOW & AT DOOR ELEVATIONS
A110A	3'-0"	8'-0"	1 3/4"	WOOD	A1	STAIN	–	–	–	WOOD	–	PAINTED	–	2	SEE NOTES BELOW & AT DOOR ELEVATIONS
A110B	2'-8"	8'-0"	1 3/4"	WOOD	A1	STAIN	–	–	–	WOOD	–	PAINTED	–	3	SEE NOTES BELOW & AT DOOR ELEVATIONS
A110C	PR. 1'-6"	8'-0"	1 3/4"	WOOD	A1	STAIN	–	–	–	WOOD	–	PAINTED	–	3	SEE NOTES BELOW & AT DOOR ELEVATIONS
A111	3'-0"	8'-0"	1 3/4"	WOOD	A1	STAIN	–	–	–	WOOD	–	PAINTED	–	4	SEE NOTES BELOW & AT DOOR ELEVATIONS
A111A	3'-0"	8'-0"	1 3/4"	WOOD	A1	STAIN	–	–	–	WOOD	–	PAINTED	–	2	SEE NOTES BELOW & AT DOOR ELEVATIONS
A111B	2'-8"	8'-0"	1 3/4"	WOOD	A1	STAIN	–	–	–	WOOD	–	PAINTED	–	3	SEE NOTES BELOW & AT DOOR ELEVATIONS
A111C	PR. 1'-6"	8'-0"	1 3/4"	WOOD	A1	STAIN	–	–	–	WOOD	–	PAINTED	–	3	SEE NOTES BELOW & AT DOOR ELEVATIONS
A112A	2'-8"	8'-0"	1 3/4"	WOOD	A1	STAIN	–	–	–	WOOD	–	PAINTED	–	2	SEE NOTES BELOW & AT DOOR ELEVATIONS
A116	3'-0"	8'-0"	1 3/4"	WOOD	A1	STAIN	–	–	–	WOOD	–	PAINTED	–	2	SEE NOTES BELOW & AT DOOR ELEVATIONS
A118	3'-0"	8'-0"	1 3/4"	WOOD	A1	STAIN	–	–	–	WOOD	–	PAINTED	–	4	SEE NOTES BELOW & AT DOOR ELEVATIONS
A118A	3'-0"	8'-0"	1 3/4"	WOOD	A1	STAIN	–	–	–	WOOD	–	PAINTED	–	2	SEE NOTES BELOW & AT DOOR ELEVATIONS
A118B	2'-8"	8'-0"	1 3/4"	WOOD	A1	STAIN	–	–	–	WOOD	–	PAINTED	–	3	SEE NOTES BELOW & AT DOOR ELEVATIONS
A118C	PR. 1'-6"	8'-0"	1 3/4"	WOOD	A1	STAIN	–	–	–	WOOD	–	PAINTED	–	3	SEE NOTES BELOW & AT DOOR ELEVATIONS
A119	3'-0"	8'-0"	1 3/4"	WOOD	A1	STAIN	–	–	–	WOOD	–	PAINTED	–	4	SEE NOTES BELOW & AT DOOR ELEVATIONS
A119A	3'-0"	8'-0"	1 3/4"	WOOD	A1	STAIN	–	–	–	WOOD	–	PAINTED	–	2	SEE NOTES BELOW & AT DOOR ELEVATIONS
A119B	2'-8"	8'-0"	1 3/4"	WOOD	A1	STAIN	–	–	–	WOOD	–	PAINTED	–	3	SEE NOTES BELOW & AT DOOR ELEVATIONS
A119C	PR. 1'-6"	8'-0"	1 3/4"	WOOD	A1	STAIN	–	–	–	WOOD	–	PAINTED	–	3	SEE NOTES BELOW & AT DOOR ELEVATIONS
A120	PR. 1'-6"	8'-0"	1 3/4"	WOOD	A1	STAIN	–	–	–	WOOD	–	PAINTED	–	3	SEE NOTES BELOW & AT DOOR ELEVATIONS
A121	PR. 1'-6"	8'-0"	1 3/4"	WOOD	A1	STAIN	–	–	–	WOOD	–	PAINTED	–	3	SEE NOTES BELOW & AT DOOR ELEVATIONS
A122	3'-0"	8'-0"	1 3/4"	WOOD	A1	STAIN	–	–	–	WOOD	–	PAINTED	–	4	SEE NOTES BELOW & AT DOOR ELEVATIONS
A122A	3'-0"	8'-0"	1 3/4"	WOOD	A1	STAIN	–	–	–	WOOD	–	PAINTED	–	2	SEE NOTES BELOW & AT DOOR ELEVATIONS
A122B	3'-0"	8'-0"	1 3/4"	WOOD	A1	STAIN	–	–	–	WOOD	–	PAINTED	–	3	SEE NOTES BELOW & AT DOOR ELEVATIONS
A124	3'-0"	8'-0"	1 3/4"	WOOD	A1	STAIN	–	–	–	WOOD	–	PAINTED	–	2	SEE NOTES BELOW & AT DOOR ELEVATIONS
A125	3'-0"	8'-0"	1 3/4"	WOOD	A1	STAIN	–	–	–	WOOD	–	PAINTED	–	4	SEE NOTES BELOW & AT DOOR ELEVATIONS
A125A	3'-0"	8'-0"	1 3/4"	WOOD	A1	STAIN	–	–	–	WOOD	–	PAINTED	–	2	SEE NOTES BELOW & AT DOOR ELEVATIONS
A125B	3'-0"	8'-0"	1 3/4"	WOOD	A1	STAIN	–	–	–	WOOD	–	PAINTED	–	3	SEE NOTES BELOW & AT DOOR ELEVATIONS
A126	3'-0"	8'-0"	1 3/4"	WOOD	A1	STAIN	–	–	–	WOOD	–	PAINTED	–	4	SEE NOTES BELOW & AT DOOR ELEVATIONS
A126A	3'-0"	8'-0"	1 3/4"	WOOD	A1	STAIN	–	–	–	WOOD	–	PAINTED	–	2	SEE NOTES BELOW & AT DOOR ELEVATIONS
A126B	3'-0"	8'-0"	1 3/4"	WOOD	A1	STAIN	–	–	–	WOOD	–	PAINTED	–	3	SEE NOTES BELOW & AT DOOR ELEVATIONS
A127	3'-0"	8'-0"	1 3/4"	WOOD	A1	STAIN	–	–	–	WOOD	–	PAINTED	–	4	SEE NOTES BELOW & AT DOOR ELEVATIONS
A128	3'-0"	±8'-0"	1 3/4"	WOOD	A1	STAIN-SEALED	–	–	–	EXISTING	–	REFINISH	–	1	SEE NOTES BELOW & AT DOOR ELEVATIONS

DOOR SCHEDULE -EXISTING BUILDING 'B'

MARK	DOOR SIZE WIDTH	DOOR SIZE HEIGHT	DOOR THICKNESS	DOOR MATERIAL	DOOR TYPE	DOOR FINISH	FRAME DETAILS HEAD	FRAME DETAILS JAMB	FRAME DETAILS SILL	FRAME MATERIAL	FRAME TYPE	FRAME FINISH	FIRE RATING	HARDWARE	REMARKS
B100	3'-0"	±8'-0"	1 3/4"	WOOD	A1	STAIN-SEALED	–	–	–	EXISTING	–	REFINISH	–	1	SEE NOTES BELOW & AT DOOR ELEVATIONS
B101	3'-0"	8'-0"	1 3/4"	WOOD	A1	STAIN	–	–	–	WOOD	–	PAINTED	–	4	SEE NOTES BELOW & AT DOOR ELEVATIONS
B102	3'-0"	8'-0"	1 3/4"	HOLLOW MTL.	FLAT PANEL	PAINT	–	–	–	HOLLOW MTL.	–	PAINTED	–	2	SEE NOTES BELOW & AT DOOR ELEVATIONS
B103	PR. 2'-0"	8'-0"	1 3/4"	WOOD	A1	STAIN	–	–	–	WOOD	–	PAINTED	–	2	SEE NOTES BELOW & AT DOOR ELEVATIONS
B104	3'-0"	8'-0"	1 3/4"	WOOD	A1	STAIN	–	–	–	WOOD	–	PAINTED	–	4	SEE NOTES BELOW & AT DOOR ELEVATIONS
B104A	3'-0"	8'-0"	1 3/4"	WOOD	A1	STAIN	–	–	–	WOOD	–	PAINTED	–	2	SEE NOTES BELOW & AT DOOR ELEVATIONS
B104B	3'-0"	8'-0"	1 3/4"	WOOD	A1	STAIN	–	–	–	WOOD	–	PAINTED	–	3	SEE NOTES BELOW & AT DOOR ELEVATIONS
B104C	3'-0"	8'-0"	1 3/4"	WOOD	A1	STAIN	–	–	–	WOOD	–	PAINTED	–	3	SEE NOTES BELOW & AT DOOR ELEVATIONS
B105	3'-0"	8'-0"	1 3/4"	WOOD	A1	STAIN	–	–	–	WOOD	–	PAINTED	–	4	SEE NOTES BELOW & AT DOOR ELEVATIONS
B105A	3'-0"	8'-0"	1 3/4"	WOOD	A1	STAIN	–	–	–	WOOD	–	PAINTED	–	2	SEE NOTES BELOW & AT DOOR ELEVATIONS
B105B	3'-0"	8'-0"	1 3/4"	WOOD	A1	STAIN	–	–	–	WOOD	–	PAINTED	–	3	SEE NOTES BELOW & AT DOOR ELEVATIONS
B106	3'-0"	8'-0"	1 3/4"	WOOD	A1	STAIN	–	–	–	WOOD	–	PAINTED	–	2	SEE NOTES BELOW & AT DOOR ELEVATIONS
B108	3'-0"	8'-0"	1 3/4"	WOOD	A1	STAIN	–	–	–	WOOD	–	PAINTED	–	4	SEE NOTES BELOW & AT DOOR ELEVATIONS
B108A	3'-0"	8'-0"	1 3/4"	WOOD	A1	STAIN	–	–	–	WOOD	–	PAINTED	–	2	SEE NOTES BELOW & AT DOOR ELEVATIONS
B108B	2'-8"	8'-0"	1 3/4"	WOOD	A1	STAIN	–	–	–	WOOD	–	PAINTED	–	3	SEE NOTES BELOW & AT DOOR ELEVATIONS
B108C	3'-0"	8'-0"	1 3/4"	WOOD	A1	STAIN	–	–	–	WOOD	–	PAINTED	–	3	SEE NOTES BELOW & AT DOOR ELEVATIONS
B109	PR. 1'-6"	8'-0"	1 3/4"	WOOD	A1	STAIN	–	–	–	WOOD	–	PAINTED	–	3	SEE NOTES BELOW & AT DOOR ELEVATIONS
B110	PR. 1'-6"	8'-0"	1 3/4"	WOOD	A1	STAIN	–	–	–	WOOD	–	PAINTED	–	3	SEE NOTES BELOW & AT DOOR ELEVATIONS
B111	3'-0"	8'-0"	1 3/4"	WOOD	A1	STAIN	–	–	–	WOOD	–	PAINTED	–	4	SEE NOTES BELOW & AT DOOR ELEVATIONS
B111A	3'-0"	8'-0"	1 3/4"	WOOD	A1	STAIN	–	–	–	WOOD	–	PAINTED	–	2	SEE NOTES BELOW & AT DOOR ELEVATIONS
B111B	2'-8"	8'-0"	1 3/4"	WOOD	A1	STAIN	–	–	–	WOOD	–	PAINTED	–	3	SEE NOTES BELOW & AT DOOR ELEVATIONS
B112A	2'-8"	8'-0"	1 3/4"	WOOD	A1	STAIN	–	–	–	WOOD	–	PAINTED	–	2	SEE NOTES BELOW & AT DOOR ELEVATIONS
B117	3'-0"	8'-0"	1 3/4"	WOOD	A1	STAIN	–	–	–	WOOD	–	PAINTED	–	4	SEE NOTES BELOW & AT DOOR ELEVATIONS
B117A	3'-0"	8'-0"	1 3/4"	WOOD	A1	STAIN	–	–	–	WOOD	–	PAINTED	–	2	SEE NOTES BELOW & AT DOOR ELEVATIONS
B117B	2'-8"	8'-0"	1 3/4"	WOOD	A1	STAIN	–	–	–	WOOD	–	PAINTED	–	3	SEE NOTES BELOW & AT DOOR ELEVATIONS
B118	PR. 1'-6"	8'-0"	1 3/4"	WOOD	A1	STAIN	–	–	–	WOOD	–	PAINTED	–	3	SEE NOTES BELOW & AT DOOR ELEVATIONS
B119	3'-0"	8'-0"	1 3/4"	WOOD	A1	STAIN	–	–	–	WOOD	–	PAINTED	–	4	SEE NOTES BELOW & AT DOOR ELEVATIONS
B119A	3'-0"	8'-0"	1 3/4"	WOOD	A1	STAIN	–	–	–	WOOD	–	PAINTED	–	2	SEE NOTES BELOW & AT DOOR ELEVATIONS
B119B	2'-8"	8'-0"	1 3/4"	WOOD	A1	STAIN	–	–	–	WOOD	–	PAINTED	–	3	SEE NOTES BELOW & AT DOOR ELEVATIONS
B119C	3'-0"	8'-0"	1 3/4"	WOOD	A1	STAIN	–	–	–	WOOD	–	PAINTED	–	3	SEE NOTES BELOW & AT DOOR ELEVATIONS
B120	3'-0"	8'-0"	1 3/4"	HOLLOW MTL.	FLAT PANEL	PAINT	–	–	–	HOLLOW MTL.	–	PAINTED	–	2	SEE NOTES BELOW & AT DOOR ELEVATIONS
B121	3'-0"	8'-0"	1 3/4"	WOOD	A1	STAIN	–	–	–	WOOD	–	PAINTED	–	2	SEE NOTES BELOW & AT DOOR ELEVATIONS
B122	3'-0"	8'-0"	1 3/4"	WOOD	A1	STAIN	–	–	–	WOOD	–	PAINTED	–	4	SEE NOTES BELOW & AT DOOR ELEVATIONS
B122A	3'-0"	8'-0"	1 3/4"	WOOD	A1	STAIN	–	–	–	WOOD	–	PAINTED	–	2	SEE NOTES BELOW & AT DOOR ELEVATIONS
B122B	3'-0"	8'-0"	1 3/4"	WOOD	A1	STAIN	–	–	–	WOOD	–	PAINTED	–	3	SEE NOTES BELOW & AT DOOR ELEVATIONS
B123	3'-0"	8'-0"	1 3/4"	WOOD	A1	STAIN	–	–	–	WOOD	–	PAINTED	–	4	SEE NOTES BELOW & AT DOOR ELEVATIONS
B123A	3'-0"	8'-0"	1 3/4"	WOOD	A1	STAIN	–	–	–	WOOD	–	PAINTED	–	2	SEE NOTES BELOW & AT DOOR ELEVATIONS
B123B	3'-0"	8'-0"	1 3/4"	WOOD	A1	STAIN	–	–	–	WOOD	–	PAINTED	–	3	SEE NOTES BELOW & AT DOOR ELEVATIONS
B123C	3'-0"	8'-0"	1 3/4"	WOOD	A1	STAIN	–	–	–	WOOD	–	PAINTED	–	3	SEE NOTES BELOW & AT DOOR ELEVATIONS
B124	PR. 2'-0"	8'-0"	1 3/4"	WOOD	A1	STAIN	–	–	–	WOOD	–	PAINTED	–	2	SEE NOTES BELOW & AT DOOR ELEVATIONS
B125	3'-0"	8'-0"	1 3/4"	WOOD	A1	STAIN	–	–	–	WOOD	–	PAINTED	–	4	SEE NOTES BELOW & AT DOOR ELEVATIONS
B125A	3'-0"	8'-0"	1 3/4"	HOLLOW MTL.	FLAT PANEL	PAINT	–	–	–	HOLLOW MTL.	–	PAINTED	–	2	SEE NOTES BELOW & AT DOOR ELEVATIONS
B126	3'-0"	±8'-0"	1 3/4"	WOOD	A1	STAIN-SEALED	–	–	–	EXISTING	–	REFINISH	–	1	SEE NOTES BELOW & AT DOOR ELEVATIONS

DOOR SCHEDULE GENERAL NOTES:

1. FIELD VERIFY ALL DOOR DIMENSIONS–COORDINATE WITH OWNER AND ARCHITECT
2. COORDINATE WITH OWNER AND ARCHITECT FOR FINAL DOOR TYPES, DOOR DIMENSIONS, DOOR MATERIAL TYPES & COLOR TYPES & FINISH TYPES.
3. FIELD VERIFY ALL CONDITIONS, OPENING SIZES, ETC. BEFORE FABRICATION, MANUFACTURING, OR INSTALLATION OF ALL DOORS.
4. COORDINATE WITH LOCAL JURISDICTION FOR TEMPERED GLASS REQUIREMENTS FOR WINDOWS ADJACENT TO DOORS, SPECIFICALLY, THE DIMENSION FROM DOOR TO WINDOW DISTANCE.
5. ALL DOOR HARDWARE TO BE ADA TYPE LEVER HARDWARE AS REQUIRED BY LOCAL JURISDICTION AND PER IBC REQUIREMENTS
   COORDINATE WITH OWNER FOR TYPE AND LOCATION OF PRIVACY AND/PASSAGE TYPE HARDWARE FOR EACH DOOR.
6. DOOR NUMBERS CORRESPOND TO THE ROOM NUMBERS ASSOCIATED WITH.

DOOR SCHEDULE -EXISTING BUILDING 'C'

MARK	DOOR SIZE WIDTH	DOOR SIZE HEIGHT	DOOR THICKNESS	DOOR MATERIAL	DOOR TYPE	DOOR FINISH	FRAME DETAILS HEAD	FRAME DETAILS JAMB	FRAME DETAILS SILL	FRAME MATERIAL	FRAME TYPE	FRAME FINISH	FIRE RATING	HARDWARE	REMARKS
C100	3'-0"	±8'-0"	1 3/4"	WOOD	A1	STAIN-SEALED	–	–	–	EXISTING	–	REFINISH	–	1	SEE NOTES BELOW & AT DOOR ELEVATIONS
C101	3'-0"	8'-0"	1 3/4"	WOOD	A1	STAIN	–	–	–	WOOD	–	PAINTED	–	2	SEE NOTES BELOW & AT DOOR ELEVATIONS
C103	3'-0"	8'-0"	1 3/4"	WOOD	A1	STAIN	–	–	–	WOOD	–	PAINTED	–	2	SEE NOTES BELOW & AT DOOR ELEVATIONS
C104	3'-0"	8'-0"	1 3/4"	WOOD	A1	STAIN	–	–	–	WOOD	–	PAINTED	–	2	SEE NOTES BELOW & AT DOOR ELEVATIONS
C105	3'-0"	8'-0"	1 3/4"	WOOD	A1	STAIN	–	–	–	WOOD	–	PAINTED	–	2	SEE NOTES BELOW & AT DOOR ELEVATIONS
C106	3'-0"	8'-0"	1 3/4"	WOOD	A1	STAIN	–	–	–	WOOD	–	PAINTED	–	2	SEE NOTES BELOW & AT DOOR ELEVATIONS
C107	3'-0"	8'-0"	1 3/4"	WOOD	A1	STAIN	–	–	–	WOOD	–	PAINTED	–	2	SEE NOTES BELOW & AT DOOR ELEVATIONS
C108	3'-0"	8'-0"	1 3/4"	WOOD	A1	STAIN	–	–	–	WOOD	–	PAINTED	–	2	SEE NOTES BELOW & AT DOOR ELEVATIONS
C111	3'-0"	8'-0"	1 3/4"	WOOD	A1	STAIN	–	–	–	WOOD	–	PAINTED	–	2	SEE NOTES BELOW & AT DOOR ELEVATIONS
C112	3'-0"	8'-0"	1 3/4"	WOOD	B1	STAIN	–	–	–	WOOD	–	PAINTED	–	2 (DUTCH DOOR)	SEE NOTES BELOW & AT DOOR ELEVATIONS
C113	3'-0"	8'-0"	1 3/4"	WOOD	A1	STAIN	–	–	–	WOOD	–	PAINTED	–	4	SEE NOTES BELOW & AT DOOR ELEVATIONS
C114	3'-0"	8'-0"	1 3/4"	WOOD	A1	STAIN	–	–	–	WOOD	–	PAINTED	–	2	SEE NOTES BELOW & AT DOOR ELEVATIONS
C115	3'-0"	8'-0"	1 3/4"	WOOD	A1	STAIN	–	–	–	WOOD	–	PAINTED	–	2	SEE NOTES BELOW & AT DOOR ELEVATIONS
C116	3'-0"	8'-0"	1 3/4"	WOOD	A1	STAIN	–	–	–	WOOD	–	PAINTED	–	2	SEE NOTES BELOW & AT DOOR ELEVATIONS
C117	3'-0"	8'-0"	1 3/4"	WOOD	A1	STAIN	–	–	–	WOOD	–	PAINTED	–	2	SEE NOTES BELOW & AT DOOR ELEVATIONS
C118	3'-0"	8'-0"	1 3/4"	WOOD	A1	STAIN	–	–	–	EXISTING	–	REFINISH	–	1	SEE NOTES BELOW & AT DOOR ELEVATIONS
C119	PR. 2'-6"	8'-0"	1 3/4"	WOOD	A1	STAIN	–	–	–	WOOD	–	PAINTED	–	2	SEE NOTES BELOW & AT DOOR ELEVATIONS
C120	3'-0"	8'-0"	1 3/4"	WOOD	A1	STAIN	–	–	–	WOOD	–	PAINTED	–	2	SEE NOTES BELOW & AT DOOR ELEVATIONS
C121	3'-0"	8'-0"	1 3/4"	WOOD	A1	STAIN	–	–	–	WOOD	–	PAINTED	–	4	SEE NOTES BELOW & AT DOOR ELEVATIONS
C123	3'-0"	±8'-0"	1 3/4"	WOOD	A1	STAIN-SEALED	–	–	–	EXISTING	–	REFINISH	–	1	SEE NOTES BELOW & AT DOOR ELEVATIONS
C125	3'-0"	8'-0"	1 3/4"	WOOD	A1	STAIN	–	–	–	WOOD	–	PAINTED	–	2	SEE NOTES BELOW & AT DOOR ELEVATIONS
C126	3'-0"	8'-0"	1 3/4"	WOOD	A1	STAIN	–	–	–	WOOD	–	PAINTED	–	4	SEE NOTES BELOW & AT DOOR ELEVATIONS
C127	3'-0"	8'-0"	1 3/4"	WOOD	A1	STAIN	–	–	–	WOOD	–	PAINTED	–	4	SEE NOTES BELOW & AT DOOR ELEVATIONS
C127A	3'-0"	8'-0"	1 3/4"	HOLLOW MTL.	FLAT PANEL	PAINT	–	–	–	HOLLOW MTL.	–	PAINTED	–	2	SEE NOTES BELOW & AT DOOR ELEVATIONS
C128	3'-0"	8'-0"	1 3/4"	WOOD	A1	STAIN	–	–	–	WOOD	–	PAINTED	–	4	SEE NOTES BELOW & AT DOOR ELEVATIONS
C129	16'-0"	±9'-0"	–	PREFAB	C1	PREFIN.	–	–	–	PREFAB	–	PREFIN.	–	4	FOLDING PARTITION
C130	3'-0"	8'-0"	1 3/4"	WOOD	A1	STAIN	–	–	–	WOOD	–	PAINTED	–	4	SEE NOTES BELOW & AT DOOR ELEVATIONS
C131	3'-0"	8'-0"	1 3/4"	WOOD	A1	STAIN	–	–	–	WOOD	–	PAINTED	–	4	SEE NOTES BELOW & AT DOOR ELEVATIONS
C132	3'-0"	8'-0"	1 3/4"	WOOD	A1	STAIN	–	–	–	WOOD	–	PAINTED	–	2	SEE NOTES BELOW & AT DOOR ELEVATIONS
C133	3'-0"	8'-0"	1 3/4"	WOOD	A1	STAIN	–	–	–	WOOD	–	PAINTED	–	2	SEE NOTES BELOW & AT DOOR ELEVATIONS

DOOR SCHEDULE -EXISTING BUILDING 'D'

MARK	DOOR SIZE WIDTH	DOOR SIZE HEIGHT	DOOR THICKNESS	DOOR MATERIAL	DOOR TYPE	DOOR FINISH	FRAME DETAILS HEAD	FRAME DETAILS JAMB	FRAME DETAILS SILL	FRAME MATERIAL	FRAME TYPE	FRAME FINISH	FIRE RATING	HARDWARE	REMARKS
D100	3'-0"	±8'-0"	1 3/4"	WOOD	A1	STAIN-SEALED	–	–	–	EXISTING	–	REFINISH	–	1	SEE NOTES BELOW & AT DOOR ELEVATIONS
D105	3'-0"	8'-0"	1 3/4"	WOOD	A1	STAIN	–	–	–	WOOD	–	PAINTED	–	4	SEE NOTES BELOW & AT DOOR ELEVATIONS
D105A	3'-0"	8'-0"	1 3/4"	HOLLOW MTL.	FLAT PANEL	PAINT	–	–	–	HOLLOW MTL.	–	PAINTED	–	2	SEE NOTES BELOW & AT DOOR ELEVATIONS
D106	3'-0"	8'-0"	1 3/4"	WOOD	A1	STAIN	–	–	–	WOOD	–	PAINTED	–	2	SEE NOTES BELOW & AT DOOR ELEVATIONS
D107	3'-0"	8'-0"	1 3/4"	WOOD	A1	STAIN	–	–	–	WOOD	–	PAINTED	–	2	SEE NOTES BELOW & AT DOOR ELEVATIONS
D108	3'-0"	8'-0"	1 3/4"	WOOD	A1	STAIN	–	–	–	WOOD	–	PAINTED	–	2	SEE NOTES BELOW & AT DOOR ELEVATIONS
D108A	PR. 2'-6"	8'-0"	1 3/4"	HOLLOW MTL.	FLAT PANEL	PAINT	–	–	–	HOLLOW MTL.	–	PAINTED	–	2	SEE NOTES BELOW & AT DOOR ELEVATIONS
D110	3'-0"	±8'-0"	1 3/4"	WOOD	A1	STAIN-SEALED	–	–	–	EXISTING	–	REFINISH	–	1	SEE NOTES BELOW & AT DOOR ELEVATIONS
D113	3'-0"	8'-0"	1 3/4"	WOOD	A1	STAIN	–	–	–	WOOD	–	PAINTED	–	4	SEE NOTES BELOW & AT DOOR ELEVATIONS
D113A	2'-8"	8'-0"	1 3/4"	WOOD	A1	STAIN	–	–	–	WOOD	–	PAINTED	–	2	SEE NOTES BELOW & AT DOOR ELEVATIONS
D114	3'-0"	8'-0"	1 3/4"	WOOD	A1	STAIN	–	–	–	WOOD	–	PAINTED	–	4	SEE NOTES BELOW & AT DOOR ELEVATIONS
D114A	3'-0"	8'-0"	1 3/4"	HOLLOW MTL.	FLAT PANEL	PAINT	–	–	–	HOLLOW MTL.	–	PAINTED	–	2	SEE NOTES BELOW & AT DOOR ELEVATIONS
D115	3'-0"	8'-0"	1 3/4"	WOOD	A1	STAIN	–	–	–	WOOD	–	PAINTED	–	2	SEE NOTES BELOW & AT DOOR ELEVATIONS
D115A	3'-0"	8'-0"	1 3/4"	WOOD	A1	STAIN	–	–	–	WOOD	–	PAINTED	–	2	SEE NOTES BELOW & AT DOOR ELEVATIONS
D116	3'-0"	8'-0"	1 3/4"	WOOD	A1	STAIN	–	–	–	WOOD	–	PAINTED	–	4	SEE NOTES BELOW & AT DOOR ELEVATIONS
D117	3'-0"	8'-0"	1 3/4"	WOOD	A1	STAIN	–	–	–	WOOD	–	PAINTED	–	4	SEE NOTES BELOW & AT DOOR ELEVATIONS
D118	3'-0"	8'-0"	1 3/4"	WOOD	A1	STAIN	–	–	–	WOOD	–	PAINTED	–	2	SEE NOTES BELOW & AT DOOR ELEVATIONS
D119	3'-0"	8'-0"	1 3/4"	WOOD	A1	STAIN	–	–	–	WOOD	–	PAINTED	–	4	SEE NOTES BELOW & AT DOOR ELEVATIONS

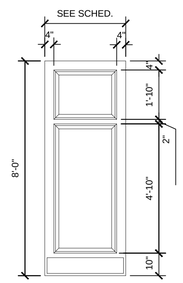

A1
EXISTING OR NEW INTERIOR DOOR–STAINED NEW EXTERIOR DOOR SIMILAR

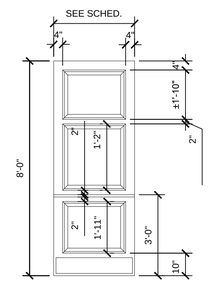

B1
NEW INTERIOR DUTCH DOOR–STAINED W/ 6" DEEP SHELF

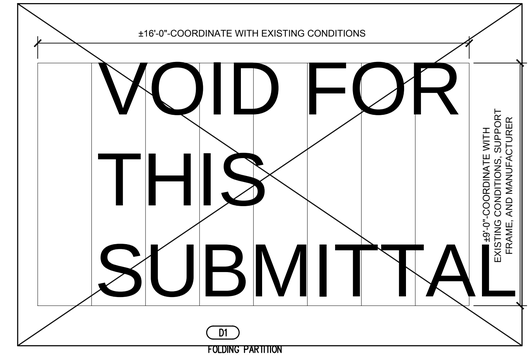

D1
FOLDING PARTITION PREFINISHED

DOOR TYPE ELEVATIONS
SCALE: 3/8" = 1'-0"

VOID FOR THIS SUBMITTAL

Donald L. Welch
Architect
7533 Sandy Land Lane
midvale utah 84047
801-548-6391 dwelch5977@msn.com

THE DESIGNS SHOWN AND DESCRIBED HEREIN INCLUDING ALL TECHNICAL DRAWINGS, GRAPHIC REPRESENTATION & MODELS THEREOF, ARE PROPRIETARY & CAN NOT BE COPIED, DUPLICATED, OR COMMERCIALLY EXPLOITED IN WHOLE OR IN PART WITHOUT THE SOLE AND EXPRESS WRITTEN PERMISSION FROM DONALD L. WELCH ARCHITECT

THESE DRAWINGS ARE AVAILABLE FOR LIMITED REVIEW AND EVALUATION BY CLIENTS, CONSULTANTS, CONTRACTORS, GOVERNMENT AGENCIES, VENDORS, AND OFFICE PERSONNEL ONLY IN ACCORDANCE WITH THIS NOTICE.

consultant:

STATE OF UTAH
12-28-2016
DONALD L. WELCH
LICENSED ARCHITECT

project:
Tenant Finish for Brighton Recovery Campus
4905, 4911, 4915, 4925, 4931, 4953 South 900 East
Salt Lake County, Utah

date
DECEMBER 28, 2016

revisions
JANUARY 3, 2017
SECOND SUBMITTAL FOR EACH SEPERATE BUILDING PARCEL
2 JANUARY 6, 2017
ADDENDUM #2–BUILDING "C"
4 JANUARY 17, 2017
ADDENDUM #4–BUILDING "B"

data
project no:
drawn by:
checked by: DLW

title
**Door